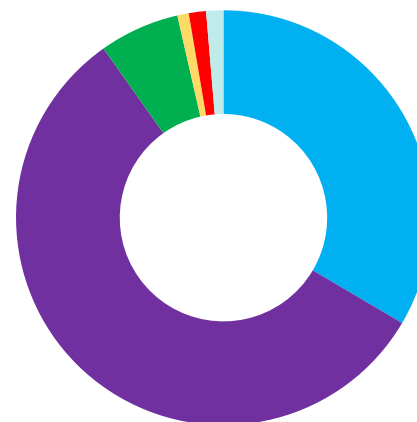


DESTINATION

DESTINATION	NUMBER	%
6 TH FORM COLLEGE	75	33.3
FE COLLEGE	127	56.4
APPRENTICESHIP	14	6.2
EMPLOYMENT	2	0.9
NEET	3	1.3
N/K OR MOVED AWAY	3	1.3
Total	225	100

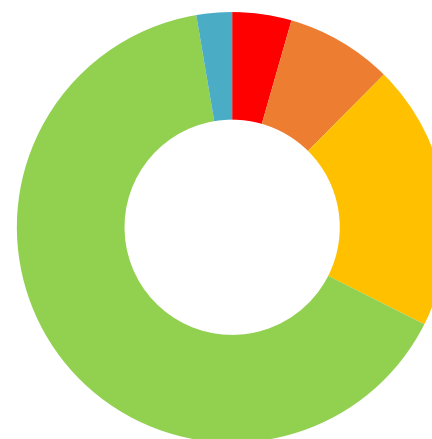


DESTINATION

- 6TH FORM COLLEGE
- FE COLLEGE
- APPRENTICESHIP
- EMPLOYMENT
- NEET

COURSE LEVEL

LEVEL	NUMBER	%
ENTRY / PRE ENTRY	10	4.4
LEVEL 1	18	8
LEVEL 2	45	20
LEVEL 3	146	64.8
NEET OR N/K	6	2.6
Total	225	100



COURSE LEVEL

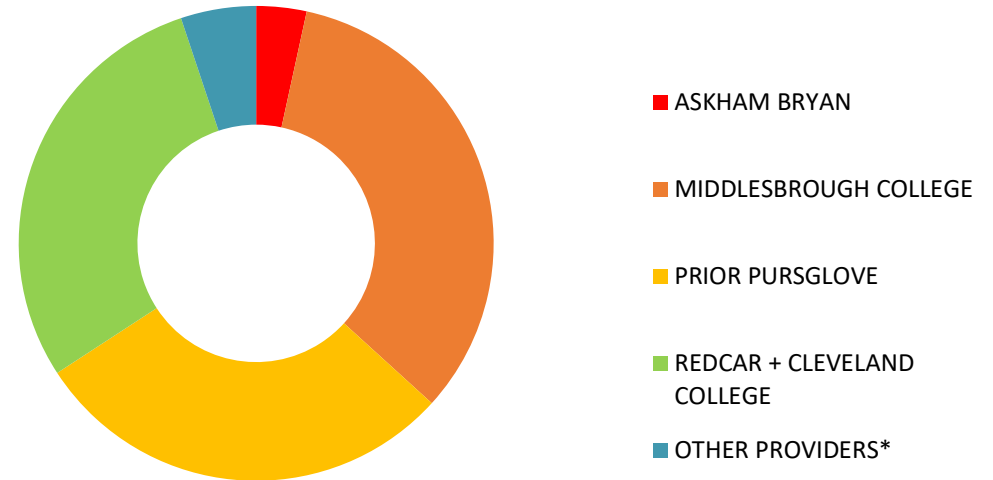
- ENTRY / PRE ENTRY
- LEVEL 1
- LEVEL 2
- LEVEL 3
- NEET OR N/K

PROVIDER

PROVIDER	NUMBER	%
ASKHAM BRYAN	9	6.2
MIDDLESBROUGH COLLEGE	91	62.7
PRIOR PURSGLOVE	69	30.6
NORTHERN SCHOOL OF ART	7	3.1
REDCAR + CLEVELAND COLLEGE	23	15.9
TTE	6	4.1
OTHER PROVIDERS*	9	6.2

* Other providers include SHAPE, NETA and Labman

PROVIDER



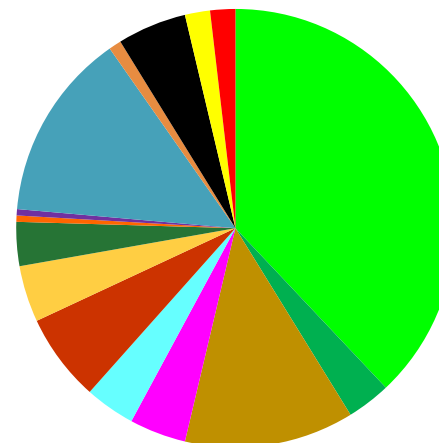
DESTINATION OF KEY STAGE 4 STUDENTS 2016/2017



- 44.7% of students in Year 11 achieved a Grade 4 + (A* - C) in English and Maths, 64.8% of students progressed onto a level 3 course.
- Engineering and Construction are the most popular vocational courses. These correspond with the predicted employment growth areas of the Tees Valley Combined Authority. 6.2% of the year cohort chose Hair & Beauty as an option.
- A levels are the most popular Level 3 choice and 36.4 % of the year 11 cohort chose to take them. The majority (30.6%) of students began course at Prior Pursglove 6th Form College.
- Middlesbrough College remains the preferred Vocational Course provider with 62.7% of students attending.
- Health & Social Care, Construction, Engineering and Hair+ Beauty remain the most popular courses for level 2 and below.

SECTOR

SECTOR	NUMBER	%
A LEVELS	82	36.4
SPORTS AND LEISURE	7	3.1
CONSTRUCTION	27	12
CREATIVE	9	4
EDUCATION & CHILDCARE	8	3.5
HAIR AND BEAUTY	14	6.2
LAND BASED	9	4
PUBLIC SERVICES	7	3.1
INFORMATION COMMUNICATION and TECHNOLOGY	1	0.4
BUSINESS, PROFESSIONAL, FINANCIAL SERVICES	1	0.4
ENGINEERING	30	13.3
TRAVEL AND TOURISM	2	0.8
HEALTH AND SOCIAL	11	4.9
HOSPITALITY AND CATERING	4	1.8
SCIENCE AND MATHS	0	0
STUDY PROGRAMME/ GCSE	4	1.8



- A LEVELS
- SPORTS AND LEISURE
- CONSTRUCTION
- CREATIVE
- EDUCATION & CHILDCARE
- HAIR AND BEAUTY
- LAND BASED
- PUBLIC SERVICES
- INFORMATION COMMUNICATION and TECHNOLOGY
- BUSINESS, PROFESSIONAL, FINANCIAL SERVICES
- ENGINEERING
- TRAVEL AND TOURISM
- HEALTH AND SOCIAL
- HOSPITALITY AND CATERING
- SCIENCE AND MATHS
- STUDY PROGRAMME/ GCSE

SECTOR BY LEVEL

SECTOR	ENTRY		LEVEL 1		LEVEL 2		LEVEL 3	
	NUMBER	%	NUMBER	%	NUMBER	%	NUMBER	%
BUSINESS, PROFESSIONAL, FINANCIAL SERVICES	0	0	0	0	1	100	0	0
ENGINEERING	1	3.3	2	6.7	5	16.7	22	73.3
CREATIVE	0	0	0	0	2	22	7	78
CONSTRUCTION	8	29.6	9	33.3	5	18.5	5	18.5
LAND BASED	0	0	0	0	5	55.5	4	45.5
EDUCATION & CHILDCARE	0	0	0	0	2	25	6	75
HAIR AND BEAUTY	0	0	1	7.1	12	85.7	1	7.1
INFORMATION COMMUNICATION and TECHNOLOGY	0	0	0	0	0	0	1	100
HEALTH AND SOCIAL	0	0	1	9	2	18	8	73
HOSPITALITY AND CATERING	0	0	2	50	2	50	0	0
PUBLIC SERVICES	0	0	1	14.2	4	57.1	2	28.6
SCIENCE AND MATHS	0	0	0	0	0	0	0	0
SPORTS AND LEISURE	0	0	0	0	2	28.5	5	71.5
TRAVEL AND TOURISM	0	0	0	0	1	50	1	50
STUDY PROGRAMME /GCSE RESITS	0	0	0	0	4	100	0	0
A LEVELS	0	0	0	0	0	0	82	100