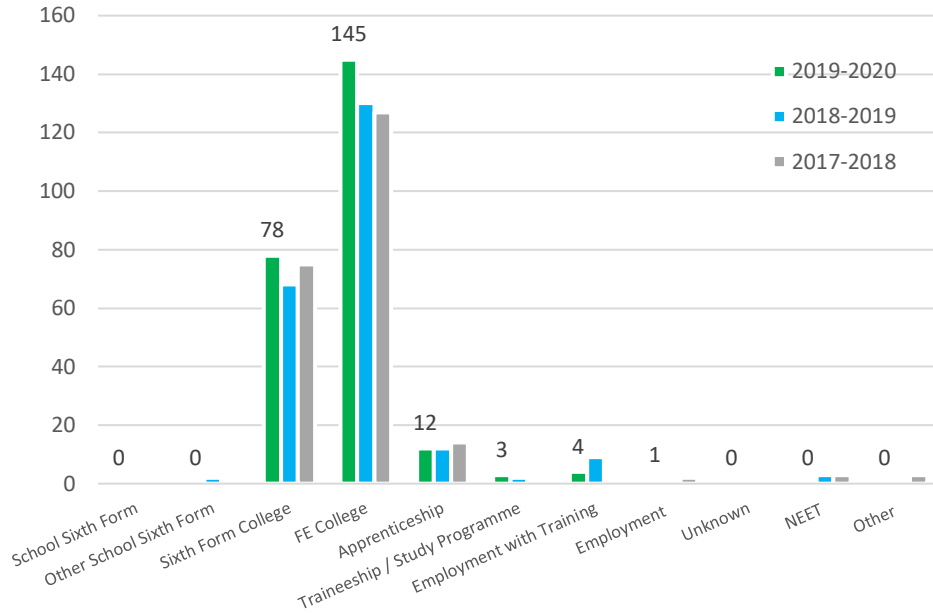
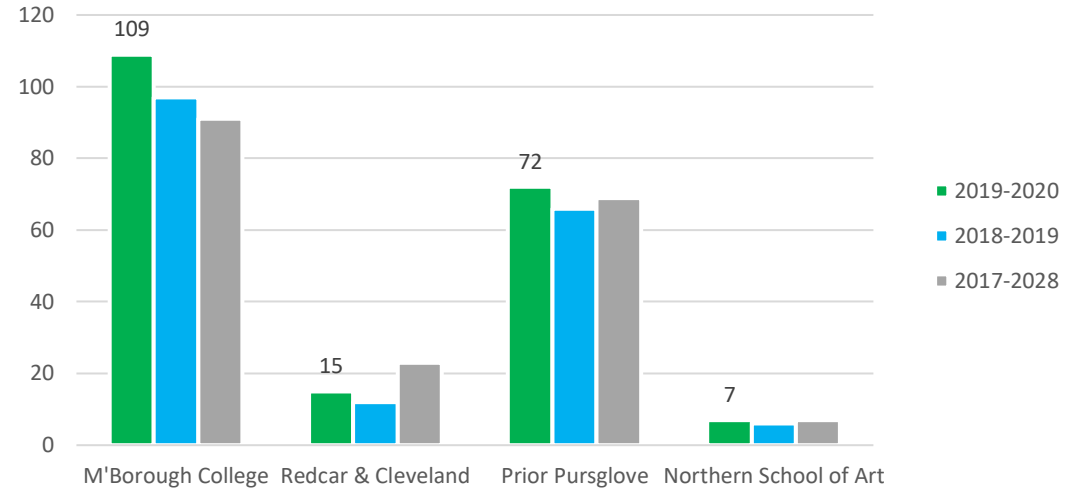


LAURENCE JACKON SCHOOL Y11 DESTINATIONS OF KEY STAGE 4 2019 – 2020

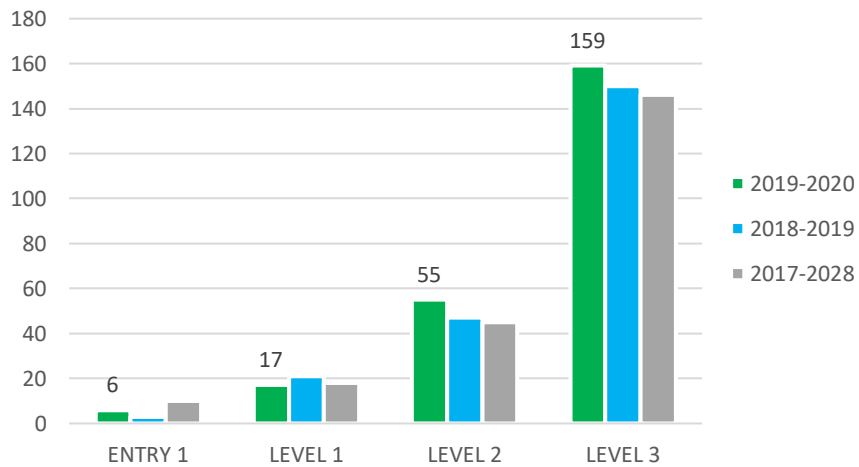
October Activity Destinations



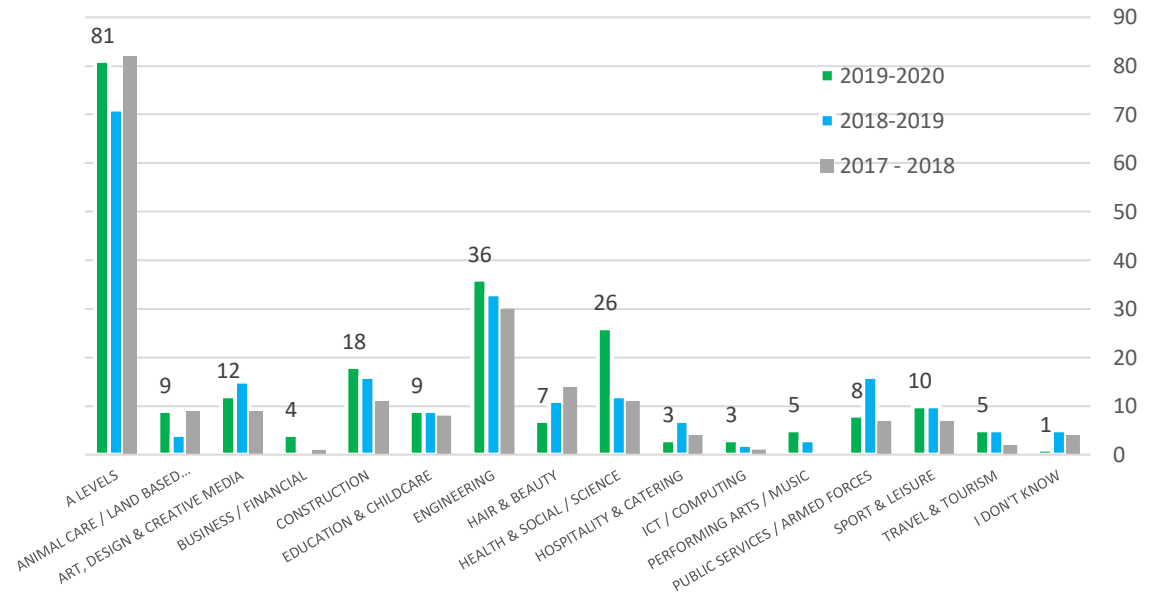
Provider



Qualification Levels



Sectors of Interest



HEADLINES – 2020 Leavers

Destinations (Top 2)

Most popular destination was FE College (145 students) (59.6%) of students a 0.8% increase from last year.

Second most popular destination was Sixth Form College with (72 students) (29.6%) of students choosing this pathway. A % decrease from the previous year.

Projected NEET figure stood at 0 students 0%.

Qualification Levels

Total number of Y11 students - 243

- 65.4% (159 students) progressed onto L3 courses (% decrease on last year)
- 22.6% (55 students) progressed onto L2 courses
- 6.9% (17 students) progressed onto L1 course
- 2.46% (6 students) progressed on Entry Level courses

Providers

Middlesbrough College remains the preferred provider for a mix of A level and vocational study with 30.7% (109 students) attending. 29.6% (72 students) students attending Prior Pursglove showing an increase of 0.2% in comparison to the previous year.

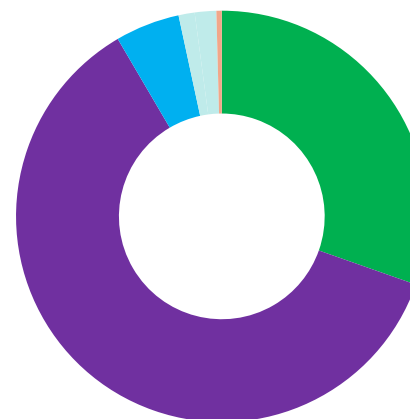
Overall students progressed into 17 different providers.

Sectors

The latest Labour Market Information for the North East (August 2020) confirms that the top growth industries / sectors across the area are Teaching and Education, Health & Social Work, Professional Services, Construction, Information Technology, Wholesale & Retail, and Finance and Insurance. Covid-19 will have inevitably had an impact on these sectors however the sectors of interest show that students moved into areas of study which reflect an understanding of local LMI, specifically around Engineering (Advanced Manufacturing) and Construction and Health and Social Care

DESTINATION

DESTINATION	NUMBER	%
Sixth Form College	72	30
FE College	145	61
Apprenticeship	12	5
Traineeship / Study Programme	3	1
Employment with Training	4	2
Employment	1	0
Total	237	100

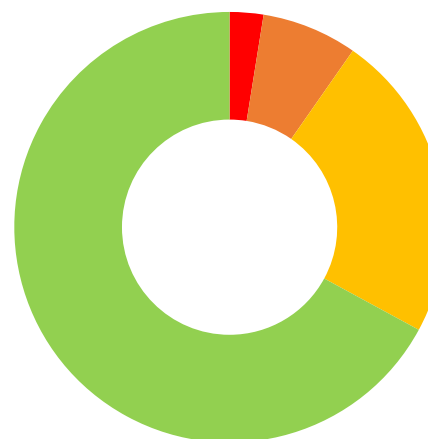


DESTINATION

- School Sixth Form
- Other School Sixth Form
- Sixth Form College
- FE College
- Apprenticeship
- Unknown
- NEET
- Other

COURSE LEVEL

LEVEL	NUMBER	%
ENTRY 1	6	3
LEVEL 1	17	7
LEVEL 2	55	23
LEVEL 3	159	67
Total	237	100



COURSE LEVEL

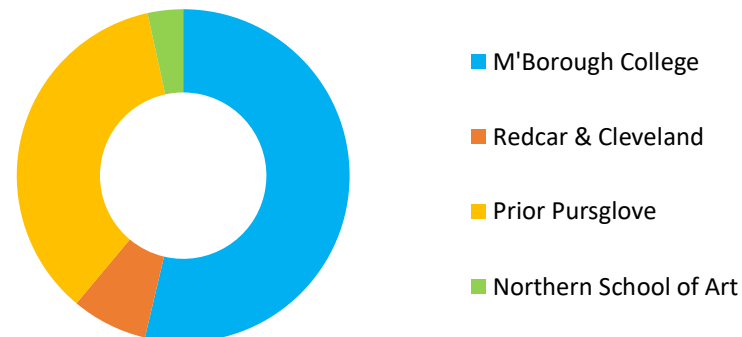
- ENTRY 1
- LEVEL 1
- LEVEL 2
- LEVEL 3

PROVIDER

PROVIDER	NUMBER	%
M'Borough College	109	54
Redcar & Cleveland	15	7
Prior Pursglove	72	35
Northern School of Art	7	3

*

PROVIDER



Destinations (Top 2)

Most popular destination was FE College (145 students) (59.6%) of students a 0.8% increase from last year. Second most popular destination was Sixth Form College with (72 students) (29.6%) of students choosing this pathway. A % decrease from the previous year. Projected NEET figure stood at 0 students 0%.

Qualification Levels

Total number of Y11 students - 243

- 65.4% (159 students) progressed onto L3 courses (% decrease on last year)
- 22.6% (55 students) progressed onto L2 courses
- 6.9% (17 students) progressed onto L1 course
- 2.46% (6 students) progressed on Entry Level courses

Providers

Middlesborough College remains the preferred provider for a mix of A level and vocational study with 30.7% (109 students) attending. 29.6% (72 students) students attending Prior Pursglove showing an increase of 0.2% in comparison to the previous year.

Overall students progressed into 17 different providers.

Sectors

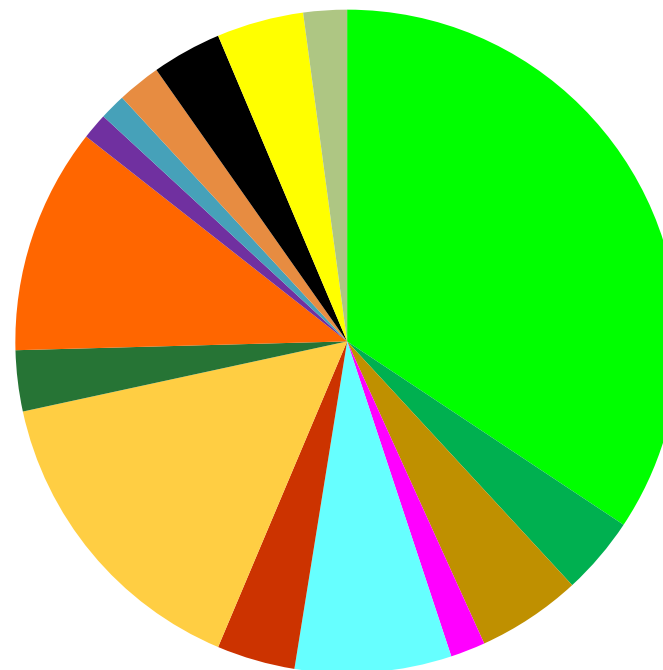
The latest Labour Market Information for the NorthEast (August 2020) confirms that the top growth industries / sectors across the area are Teaching and Education, Health & Social Work, Professional Services, Construction, Information Technology, Wholesale & Retail, and Finance and Insurance. Covid-19 will have inevitably had an impact on these sectors however the sectors of interest show that students moved into areas of study which reflect an understanding of local LMI, specifically around Engineering (Advanced Manufacturing) and Construction and Health and Social Care

DESTINATION OF KEY STAGE 4 STUDENTS 2018/2019



SECTOR

SECTOR	NUMBER	%
A LEVELS	81	3.1
ANIMAL CARE / LAND BASED STUDIES	9	12
ART, DESIGN & CREATIVE MEDIA	12	4
BUSINESS / FINANCIAL	4	3.5
CONSTRUCTION	18	6.2
EDUCATION & CHILDCARE	9	4
ENGINEERING	36	3.1
HAIR & BEAUTY	7	0.4
HEALTH & SOCIAL / SCIENCE	26	0.4
HOSPITALITY & CATERING	3	13.3
ICT / COMPUTING	3	0.8
PERFORMING ARTS / MUSIC	5	4.9
PUBLIC SERVICES / ARMED FORCES	8	1.8
SPORT & LEISURE	10	0
TRAVEL & TOURISM	5	1.8



- A LEVELS
- ANIMAL CARE / LAND BASED STUDIES
- ART, DESIGN & CREATIVE MEDIA
- BUSINESS / FINANCIAL
- CONSTRUCTION
- EDUCATION & CHILDCARE
- ENGINEERING
- HAIR & BEAUTY
- HEALTH & SOCIAL / SCIENCE
- HOSPITALITY & CATERING
- ICT / COMPUTING
- PERFORMING ARTS / MUSIC