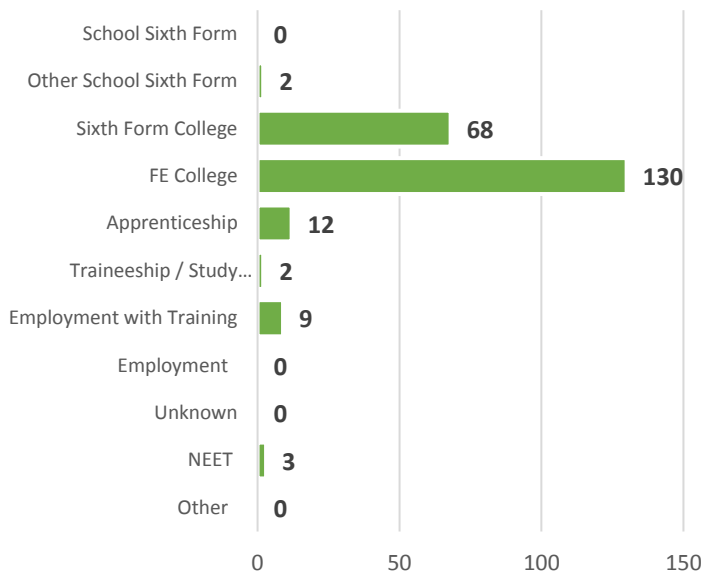


OCTOBER ACTIVITY SURVEY - DESTINATIONS



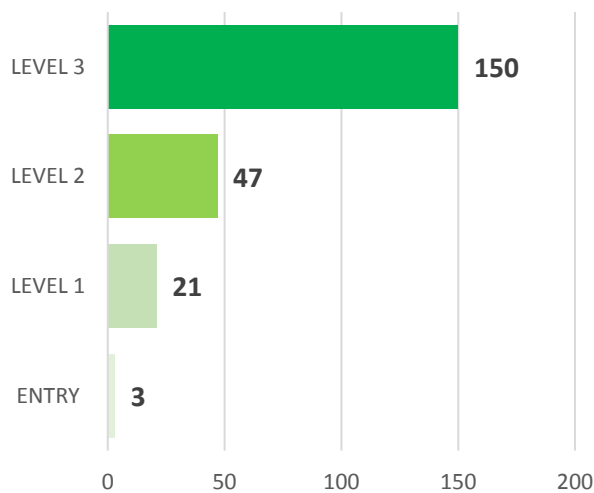
The percentage of students attending 6th Form provision (31%), FE College (57.2%) or beginning an apprenticeship (5.3%) has remained roughly the same as the 2018 leavers cohort.

The percentage of the cohort moving on to 6th Form provision is higher than average.

There has been an increase in students leaving school and beginning employment with training from 0.9% (2018) to 4% (2019 leavers).

The NEET figure has remained constant at 1.3%.

QUALIFICATION LEVELS

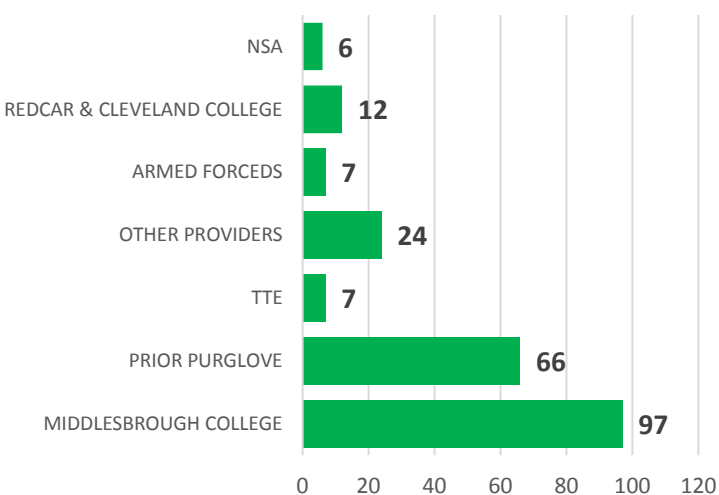


65.8% of students began a Level 3 course in 2019. This is a 1% increase from 2018 leavers.

A Levels are the most popular Level 3 course. The most popular vocational Level 3 subjects are Engineering (7% of total Year 11 cohort) and CACHE Diploma in Childcare (3.9% of total Year 11 cohort).

20.7% of students began a Level 2 course, Hair & Beauty and Construction are popular lower level options.

PROVIDER DETAILS



42.7% of students took up a place at Middlesbrough College. This has increased from 40.4% in 2018.

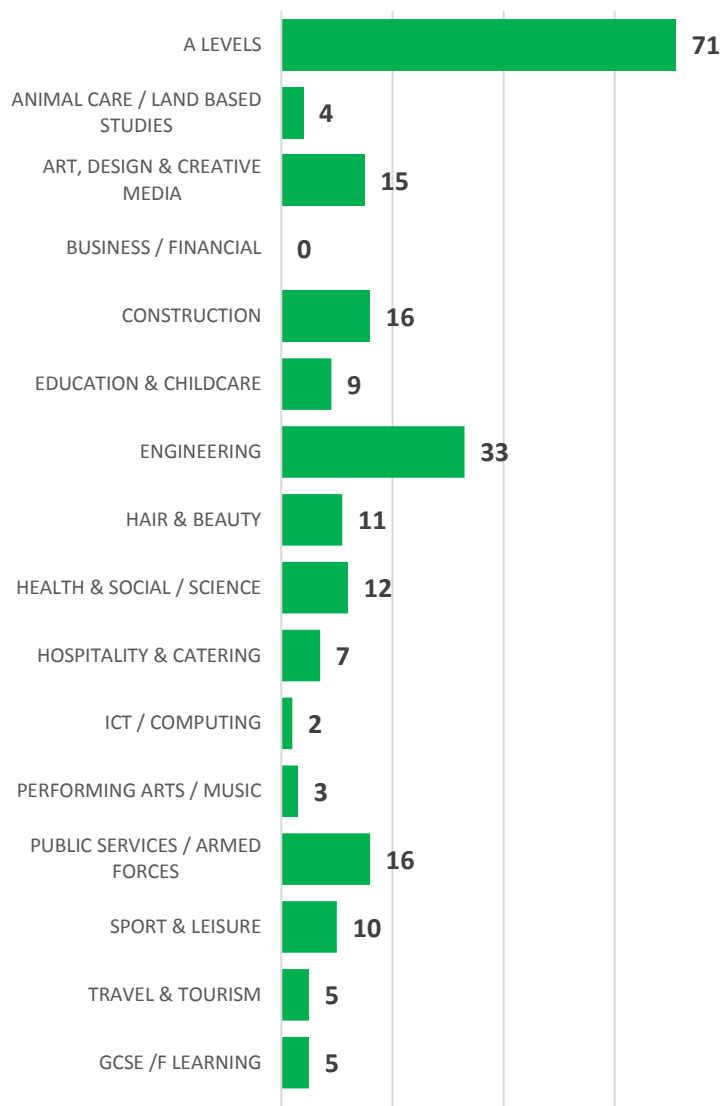
Students attending Prior Pursglove remained constant at 30%.

There is a sharp decline in the number of students taking up places at Redcar and Cleveland College. This 5% decrease (total cohort) has been offset by more students applying to varied providers and moving directly into employment.

The number of students taking places at TTE has increased slightly to 3.8%.

Students applied to a wide "spread" of providers indicating that they were aware of all available options.

SECTOR DETAILS



A Levels remain the most popular post 16 option. 31.1% of students began A Levels in 2019. This is down from 36.4% in 2018 with more students deciding to take vocational Level 3 courses. The vast majority of A Level students attend Prior Pursglove 6th Form College.

The number of students beginning construction courses has fallen to 7% of the total cohort compared with 12% in 2018. Construction and Hair & Beauty courses have a high number of students enrolling at Levels 1 and 2.

The number of students interested in Public Services / Armed Forces has increased from 3.1% (2018) to 7% (2019).

Another growth area is the Art, Design and Creative Media sector with 6.6% of students choosing this option (4% in 2018).

The number of students enrolling on Engineering courses has increased to 14.5% from 13.3% in 2018.

The number of students choosing Construction, Engineering, Hospitality & Catering, Creative Media and Health & Social Care courses is relatively high compared with other schools. This reflects the future workforce requirements of the Tees Valley area.

HEADLINE IMPACT

There has been a slight move away from studying A Levels to taking up Level 3 BTEC vocational courses at FE College. However attending Prior Pursglove 6th Form to take A levels is still the preferred singular option of the majority of Laurence Jackson students.

Students have chosen to take up options with 19 different providers which indicates that they are being fully exposed to all of their options. There is a good spread amongst providers with no single college dominating.

The number of students attending 6th Form or beginning apprenticeships after Year 11 remains higher than average.

The number of students enrolling on Public Services courses or joining the Armed Forces is high.

There are a significant number of students enrolling on creative /digital, health and social care and engineering courses. The vocational choices of students are broadly representative of the future requirements of the local Tees Valley Labour Market.